

RECEPTION TO YEAR 1 TRANSITION INFORMATION 2023-2024



Tranmere Park
Primary School

Year 1 Staff



Mrs Gibson
Eagle Class Teacher
KS1 Phase Leader



Mrs Wright
Eagle Class Teacher



Miss Elliott
Skylark Class Teacher



Mrs Hill



Mrs Chavda



Mrs Holgate



Moving from the Early Years Foundation Stage to the Y1 National Curriculum

In Reception, the children have been working really hard to achieve their Early Learning Goals. Some children will need to continue working towards these goals in Y1 before moving on to the National Curriculum.

EYFS Curriculum	National Curriculum
Communication, Language and Literacy.	Oracy (Spoken Language)
Personal, Social and Emotional Development	PSHE, Nurture time etc.
Physical Development	Physical Education
Understanding of the World.	Geography, History, ICT, Science, Design and Technology, RE and PSHE.
Expressive Arts and Design	Art and Design, Music
Literacy	English, Phonics, Reading
Mathematics	Maths



WE WILL CONTINUE TO LEARN THROUGH PLAY!

If your child did not meet their Early Learning Goals, they will continue to progress towards these next year.

Both of the Year 1 classes have access to outdoor and indoor provision. These areas are carefully scaffolded to support learning across the curriculum.



Phonics



In Reception, the children have worked hard on their phonics. They have completed phases 2, 3 and 4 and are ready to start phase 5 in September.


The government introduced a national phonic test for all year one pupils in 2012. This takes place during the June of your child being in Year 1. (Please do not book any holidays at this time).

The screening check comprises of twenty real words and twenty pseudo words (nonsense).

Y1 Phonic Screening Check Training Video: https://www.youtube.com/watch?v=IPJ_ZEBh1Bk

Articulation of phonemes: <https://vimeo.com/showcase/9340990>



ur


Purple turtle.

Phase 3 Sound Mat

ch	sh	th	ng	ai	ee	igh	oa
oo	oo	ar	or	ur	ow	oi	ear
air	ure	er					

twinkl www.twinkl.co.uk

My Phase 5 Sound Mat

ay	ou	ie	ea	oy	ir	ue	ue
aw	wh	ph	ew	ew	se	au	ey
a-e	e-e*	i-e	o-e	u-e	u-e		

twinkl www.twinkl.co.uk

*even



Bookbags

As your child enters Year One, the children will be encouraged to work with growing independence. To support this, your child will be taking responsibility for their own book bag. In due course, your child will be expected to remove books and any letters, slips, homework and monies from their book bags. They should also make the teacher aware if a message has been written in their Home/School diary.

The children are supported through this process with clear verbal instructions being given. It would be much appreciated if you could support your child with this, reminding them in the morning to remove key items such as homework.

The children should bring their book bags into school **every Monday, Wednesday and Friday**. You may also use the front of your child's diary to record any messages for us to read. We may also use them to record messages for you, so please check these regularly.




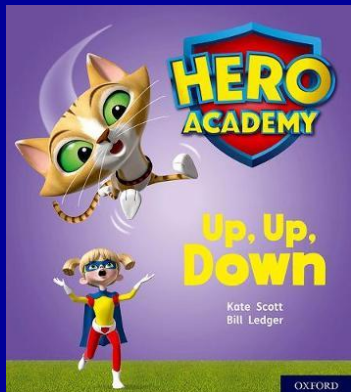


Reading Books

There will be opportunities for the children to take a book home three times a week.

Each week, your child will bring home three reading books. One of these will be a free choice book, one book will be from our school reading scheme and one will be a shared reader that we have been reading as a whole class. https://parents.fft.org.uk/S22_Bells_and_Buds
The free choice books are selected by the children, which supports our work on 'Reading for Enjoyment.' Sometimes this will be a free choice book to share and sometimes a book which your child can read independently.

Please indicate in your child's home/school diary when your child has read their book and then it will be changed.



Homework – Year 1

Your child will bring home their homework **every Monday** and this should be returned by the following Monday. This will usually alternate between Maths and English.

Homework may be used to support other areas of the curriculum, particularly in the lead up to the phonic screening check in the summer term.

Please mark the homework with your child to help them with any gaps in their understanding. If they are struggling, please just write a note to the teacher explaining this - don't struggle on! We can then support them in school.

Spellings will be given out each week and tested as a whole class every Monday.

Please ensure that your child has their spelling book in their book bag in preparation for this session.



Homework Examples – Year 1

Year 1 Autumn Term SPaG Mat ①

Section 1
Oops! Mr Whoops has missed out the capital letter.
Can you add it in?
sam patted the dog.

Section 2
Circle the sentence that is correct.
mum got a pet
Mum got a pet.
Mum got a pet.

Section 3
Write two more words that rhyme with see.
see – bee – me – _____

Section 4
Write a sentence to go with this picture. Don't forget finger spaces!

Section 5
Write the missing sounds.
_____ing _____ag
fi_____

Section 6
Join each word to the matching picture.
ant
queen
buzz
sack

Spellings

English Homework
SPaG or Phonics

Maths Homework

Term 1 Week 1
Biff
puff
sniff
off
less
miss
fuss
kiss

Phonics Activity Mat 1

Read these words to a friend.

hoff chin plig sheep frung leap phote spray landpot chatter

Write the real words next to the chest and the nonsense words next to the bin.

lith haunt moin clush
fight champ wess blank

Write the missing sounds in these words.

fo_____ een _____ ink
b_____ ger
spr_____ t
cr_____ on
b_____ d
l_____ k
h_____ m
ph_____ n

Circle all of the words that contain the ee digraph.

free night hard street
fair meet coins speak

Add the sound buttons to these words.

clouds thing spears

Write a word that contains ure.

Year 1 Maths Activity Mat: Autumn 1 ①

Section 1
How many carrots are here?

Section 2
Write the number that is one more.
12 → 16 → 19 →

Section 3
Write the numbers in the box.
twelve eight seventeen

Section 4
10-1= 9-1= 13-1=

Section 5
Write a number statement for the picture.

Section 6
Put the missing numbers on the number line.
7 9 11 12

Section 7
Amir has 9 toy cars. He loses 1 car.
How many cars does he have left?

Section 8
What's next? Write 3 more numbers in this sequence.
8 9 10



Topic Homework

Every half term your child should complete at least one topic homework from the topic homework grid. This will be placed onto the school website at the start of each half term. There are a range of fun and exciting options to choose from so please feel free to be creative!

Homework will be showcased during the last week of each half term.

<u>Year 1/2 Topic Homework - Our World</u>		
<small>Please complete a <u>minimum of one task per half term</u> to be returned to school no later than <u>Monday 12th October</u>. You may present your work in any way that you wish. We look forward to seeing some of your amazing creations! Have fun!</small>		
	Task option 1	Task option 2
Remember	Why are trees important for our environment? Can you create a report?	Can you create a map of our world? This could be 2D or 3D!
Understand	Record your own weather forecast for Great Britain. Can you talk about the weather, temperature and wind speed for some of the major cities?	What do we mean by the term 'Water Cycle'? How could you show how this works?
Apply	Design a wildlife friendly garden. What plants and features can you include? How will they help our wildlife?	Create a 'bug hotel' in your garden using natural materials. Bring in a copy of your original design and a photo of your final product.
Analyse	Complete a bird study in your own garden. How many different types of garden birds can you identify? Are they native to our country or from elsewhere?	Research how much waste your family creates in one week. How much do you recycle and how much goes to land fill?
Evaluate	Take some photographs of minibeasts found in your local environment. Can you create a fact file for each one?	How many miles has your meal travelled? Look at where each of your ingredients have come from. What are the total air miles? How do you feel about this?
Create	Create a sculpture or piece of art using only natural materials. Tell us a little about your inspiration.	Create a piece of music inspired by a wildlife walk. What will you use for your inspiration? The weather? Bird song?



Communication

Many communications and photos of the children's learning will be published on the class pages of the website.

<https://www.tranmerepark.leeds.sch.uk/classes/>

Tranmere Times

Home School Diaries may also be used for messages to/from the class teacher, but please remind your child to give it to the teacher if there is a message in it. Please let us know about any amendments to your routine. We need to know if someone else is picking up your child for safeguarding purposes.

If you have any concerns/queries about anything, please come and talk to us or give us a ring. We will get back to you as soon as we can.

Please report any absences to the school office on 01943 875050



Each child needs:

- A school book bag
- A long sleeved apron

(These can be purchased from the school office.)

- A water bottle (ideally with a drinking straw or twist cap)
 - An additional healthy snack (if needed)
- A PE kit consisting of navy blue shorts, white t-shirt, navy tracksuit bottoms, school hoodie (optional), trainers and socks.

**Children will continue to come dressed in
their PE kit on their PE days.**

(We will let you know your child's PE days in the first week back.)

Please label all belongings



Procedure and dates

Monday 4th September - Training Day at school for staff

Tuesday 5th - School starts for Year 1 to Year 6

All children will come straight to their new classroom door in September.

Start of the day: 8:50am End of the day: 3:15pm

Classroom doors will open at 8:45am

The children will be provided with free fruit or a vegetable snack daily. A lunch menu will be posted on the website (Parents-Menu) in September if you would like to talk to your child about their daily choices. Milk can be purchased and is paid for termly through the school office.



How you can help

- Support your child in 'sounding out' unfamiliar words and spelling common words from the word lists correctly.
- Write shopping lists/letters to a friend.
- Write a message to their new teacher at school on Google Classroom.
- Enjoy story books and audio books together.
- Practise naming and sounding letters of the alphabet.
- Play simple number games (snakes and ladders etc)
- Practise balancing, running, skipping, jumping, throwing and catching.
- Encourage your child to listen carefully and carry out a range of simple instructions.
- Ask your child to explain their games/pictures etc to you.
- Practise counting objects reliably. Look at counting in twos through sorting out pairs of socks etc.
- Encourage your child to solve simple addition and subtraction problems.
- Continue to recap on digraphs (2 letters that together make 1 sound) e.g. ee, sh, th.



How you can help – Reading and writing

The children have come so far with their reading and frequent sharing/reading of books will help to sustain their progress throughout the Summer holidays.

- Talk to your child about everything they see around them. There is so much to learn and the more they know, the easier it will be for them to understand what they read about in books.
- Set aside some time every day when you and your child read together for pleasure. This will teach them so many skills! They will learn how to handle and enjoy books. Developing a love of books will help your child to develop positive attitudes to reading.
- Making sure they exercise as this is very good for their learning. Exercise is good for our brains as well as our bodies and children will also develop strength and coordination. This will help their writing as their arms and hands will be stronger.
- Little hands also need practise to become able to use fine motor skills. As with most skills, practise is what matters, so encourage your children to play with jigsaw puzzles, playdough, threading toys, colouring books or any other activity where they have to use their hands. This will make it so much easier for them to write neatly and well when they are taught at school.



We look forward to
seeing you all in
September.

Be Yourself. Be Your Best. Be Team Tranmere.

