

Key Vocabulary

- | | |
|---|---|
| <ul style="list-style-type: none"> • Fraction • Quantity • Equivalent • Estimate • Direction • Unit • Length • Height • Mass • Volume | <ul style="list-style-type: none"> • Capacity • Record • Pictogram • Tally chart • Diagram • Total • Compare • Position • Direction • Rotation (clockwise and anti-clockwise) |
|---|---|

Curriculum Objectives

Measurement – Length and Height, Mass, Capacity and Temperature

- Choose and use appropriate standard units to estimate and measure length/height in any direction (m/cm); mass (kg/g); temperature (°C); capacity (litres/ml) to the nearest appropriate unit, using rulers, scales, thermometers and measuring vessels
- Compare and order lengths, mass, volume/capacity and record the results using >, < and =

Fractions

- ___ Recognise, find, name and write fractions $\frac{1}{3}$, $\frac{1}{4}$, $\frac{2}{4}$ and $\frac{3}{4}$ of a length, shape, set of objects or quantity.
- ___ Write simple fractions for example, $\frac{1}{2}$ of 6 = 3 and recognise the equivalence of $\frac{2}{4}$ and $\frac{1}{2}$

Measurement – Time

- Compare and sequence intervals of time
- Tell and write the time to five minutes, including quarter past/to the hour and draw the hands on a clock face to show these times
- Know the number of minutes in an hour and the number of hours in a day

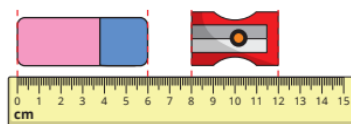
Statistics

- ___ Interpret and construct simple pictograms, tally charts, block diagrams and simple tables
- ___ Ask and answer simple questions by counting the number of objects in each category and sorting the categories by quantity
- ___ Ask and answer questions about totalling and comparing categorical data

Position and Direction

- Order and arrange combinations of mathematical objects in patterns and sequences
- Use mathematical vocabulary to describe position, direction and movement, including movement in a straight line and distinguishing between rotation as a turn and in terms of right angles for quarter, half and three-quarter turns (clockwise and anticlockwise)

Examples



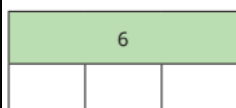
Choose a word to complete the sentence.

shorter

longer

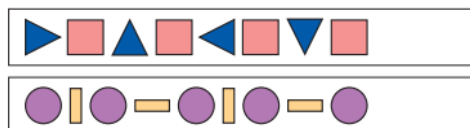
The rubber is _____ than the sharpener.

Complete the bar model and number sentence.



$$\frac{1}{3} \text{ of } 6 = \square$$

Draw the next two shapes in each pattern.



How can you describe the patterns?

Match the clocks to the times.



5 minutes to 3

20 minutes to 3


10 minutes to 4

Use the tally chart to complete the pictogram.

Fruit	Tally	Fruit	Number
banana	I	banana	■ ■ ■ ■ ■ ■ ■ ■
grape		grape	
pear	I	pear	
apple		apple	

Key ■ = 1 piece of fruit

Complete the sentences for each picture.



The _____ is heavier than the _____
The _____ is lighter than the _____



Maths Knowledge Organiser for Year 2

Term: Summer

For more information, please see the Calculation Policy on the school website.