

YEAR 1 PHONICS INFORMATION MEETING 2024



Tranmere Park
Primary School

What is Phonics?

Children are taught to read through a 'Systematic Synthetic Phonics' approach. The 'synthetic' name comes from the synthesising or blending of sounds to make a word and enable children to read. We refer to this as 'segmenting and blending.'



How is this taught?

Simple to complex logic

Phase 2 – Each letter has its own individual sound

Phase 3 – Digraphs/Trigraphs (2/3 letters making one sound)




















Start to apply this knowledge to their spelling

Phase 5 – Children start to recognise that a letter or group of letters can make different sounds.



***Red Words/Common Exception Words**



Phonics































ck	ff	ll	ss	zz	qu	 ch
 sh	th 	 ng	 ai	 ee	 igh	
 oa	 oo	 oo	ar 	 or	 ur	
 ow	 oi	 ear	 air	 ure	 er	

Reception Picture Sound Mat



Phonics

 a_e	 ee	 i_e	 oe	 oo					
 ag	 ea	 ie	 ow	 ue	 or	 ou	 oy	 er	
 ai	 _y	 tgh	 oa	 u_e	 aw	 ow	 oi	 ur	
	 e-e	 _y	 oe	 ew				 ir	
					 are	 air			
 oo	 ar	 ear	 ure	 ci	 dge	 ire	 tch	 ph	

Year 1 Picture Sound Mat

ffl Success for All Phonics

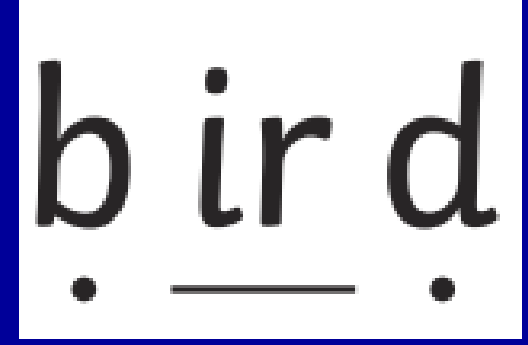


Articulation of phonemes: <https://vimeo.com/showcase/9340990>

How is this taught?


Decoding


As soon as children start to recognise letter sounds, they start blending to read words.





How is this taught?


Spelling is taught alongside reading

- 

Say the word.
- 

Stretch the word.
- 

Count the sounds.
- 

Represent each sound with a letter.
- 


Check the spelling looks right.



How is this taught?

Children practise their skills with decodable texts

Reading the same book several times develops fluency and automaticity



Phonics is embedded across the curriculum!

Everyday children have a 30 minute stand alone phonics lesson. This is taught in addition to:

- English lessons
- Reading lessons
- 1:1/small group reading
- Reading across the curriculum



Success for All 



Structure of Phonics Lessons

Every phonics lesson follows the same format.

- Read GPCs
- Stretch and Read
- Quick Erase
- Present New GPC
- Say it Fast
- Break it Down
- Stretch and Read
- Spelling Practice
- Write Words and Sentences




Year 1 National Phonics Screening Check

Since 2012, Year 1 children have completed a National Phonics Screening Check. This is meant to be a 'mid point review' to establish whether a child is on track to read at the expected level by the end of Year 2.

The focus of the screening check is on the child's ability to use phonics to decode unknown words. As a result, the test comprises a combination of real and nonsense words.

Key Points:

- 20 real and 20 pseudo (nonsense) words
- It is not a reading comprehension test
- Children will be prepared and see it as a game.
- The check is very similar to tasks the children already complete during phonics.



Y1 Phonic Screening Check training video:

<https://www.youtube.com/watch?v=KKzSvB6wmGs>

Examples of words:

in

at

beg

sum


ot



vap



osk



ect



Examples of a test: <https://reading.fft.org.uk/app/>



When will the screening check take place?

The screening will take place throughout the week beginning Monday 10th June 2024. The children are not supposed to take the test at any other time so it is very important your child is in school during this week.

The check has been designed so that children of all abilities will be able to take part.



Who will complete the check?

- The children will complete the check one at a time in a quiet area of the school.
- Class teachers will conduct all of the screening checks with the children.
- The screening check should only take 5-10mins with each child.



Shhhhh!



How you can help?

Encourage your child to 'sound out' when reading or writing.

For example:

Digraph- 2 letters making one sound

cow

Trigraphs- 3 letters making one sound

night

Split digraphs- 2 vowels with a consonant in between.

(Used to be known as the magic e!)

spine - i_e



How you can help?

- Children can practise their phonics by playing games online. The children particularly like phonics play. www.phonicsplay.co.uk
 - There are many phonics clips on YouTube (Mr Thorne does Phonics, Alphablocks, Jolly Phonic Songs, Twinkl Phonics with Felix)

APPS:

Oxford Phonics World

Teach Your Monster To Read

Meet the Alphablocks

(Please make sure that these are UK pronunciations)



How you can help?

REMEMBER: Phonics is not the only thing needed to become a fluent reader.

Please continue to read with your child each night and encourage them to:

Segment and blend

Check it makes sense.

Re-read to improve fluency

Ask questions about the book.

And most importantly ENJOY READING!



Questions



Be Yourself. Be Your Best. Be Team Tranmere.

